

# Setting up headset mode on the LG IPLDK


1



Fig.33

## Ear-Mic Headset

This feature allows you to plug a standard DECT-type headset into the 2.5mm jack socket on your 7016D/24D Digital Telephone.

1. Press the  button and select option **[1] RING** followed by option **[7] EAR-MIC HEADSET**. (Your display should look as per **Fig.33**)
2. Select **1** for ON, **2** for OFF (Display shows current setting)


2



Fig.52

## Speaker/Headset Mode

If you wish to connect a headset other than to the headset jack follow the instructions below:

1. Press the  button and select option **[7] SUPPLEMENTARY** followed by option **[5] SPK/HEADSET**. (Your screen should appear as in **Fig.52**).
2. Dial **1** for Speaker, **0** for Headset (Your display will show the current setting).
3. Press the **OK** button.

3

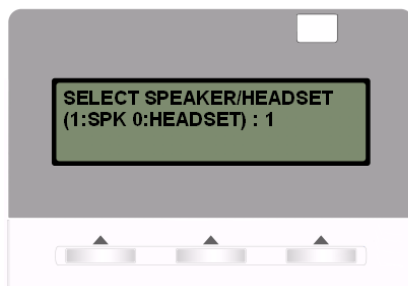



Fig.52

## Speaker/Headset Mode

If you wish to connect a headset other than to the headset jack follow the instructions below:

1. Press the  button and select option **[7] SUPPLEMENTARY** followed by option **[5] SPK/HEADSET**. (Your screen should appear as in **Fig.52**).
2. Dial **1** for Speaker, **0** for Headset (Your display will show the current setting).
3. Press the **OK** button.